
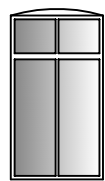

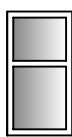



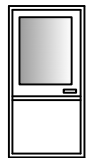
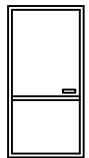
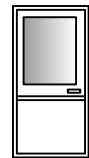
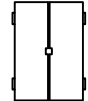
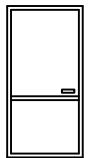


Wykaz stolarki okiennej

SYMBOL						
SCHEMAT						
WYMIARY	So	122	122	124	86	120
	Ho	140	217	160	164	90
ILOŚĆ		2	1	1	2	2
UWAGI		PVC	PVC	PVC	PVC	PVC

Wykaz stolarki drzwiowej

SYMBOL								
SCHEMAT								
WYMIARY	So	90+30	90+30	100	80	100	45+45	100
	Ho	200	200	200	200	200	130	200
ILOŚĆ		L:1 R:1	L:1 R:0	L:5 R:5	L:2 R:0	L:2 R:0	9	L:1 R:2
UWAGI		aluminium	PVC	płytowe, z szybą	płytowe	płytowe, z szybą/rozwierno	płytowe/WC	E130

OBIEKT	BUDYNEK PRZEDSZKOLA ŁĘKA WIELKA	
INWESTOR:	GMINA PONIEC	
ADRES:	ul. Rynek 24, 64-125 Poniec	
PRZEDMIOT RYSUNKU	WYKAZ STOLARKI	
SKALA: 1:100	DATA: 06.2011	NR RYS.14
PROJEKTANT:		
PROJEKTANT		
ASYSTENT:		